

PAMAS POV Software programme for online fluid condition monitoring

PAMAS software for Online Visualisation of particle measuring results and for long-term condition monitoring

Application:

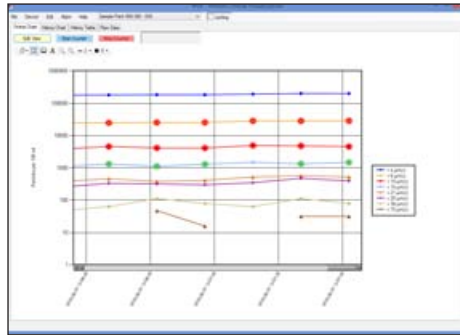
Software for online particle measurements with the online particle counters PAMAS S50, PAMAS S50P Fuel, PAMAS S50DP and PAMAS OLS50P

Software features:

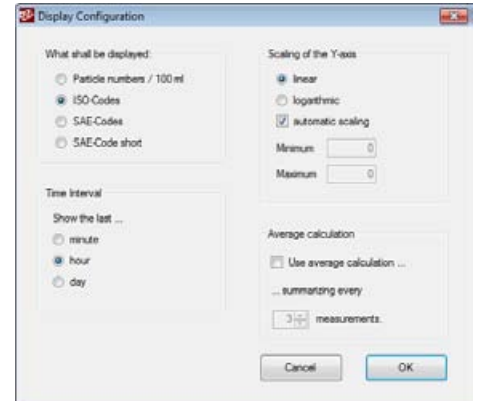
- Software for Online Visualisation of particle measuring results
- For the use of the online particle counters PAMAS S50, PAMAS S50P Fuel, PAMAS S50DP and PAMAS OLS50P
- Main function: software for data storage
- Output of measuring results: numerical and graphical report of cumulative particle counts in compliance with the cleanliness standards ISO 4406 and SAE AS 4059
- Additional function: alarm and trend monitoring features for long-term condition monitoring
- Operating system: Compatibility to Microsoft Windows® 7, 8 and 10 is tested and confirmed

Online Visualisation of particle measuring results

The software **PAMAS POV** enables trend monitoring of measuring results of the online particle counters PAMAS S50, PAMAS S50P Fuel, PAMAS S50DP and PAMAS OLS50P. If a particle counter is attached, measuring can be started and stopped with the software **PAMAS POV**. The measurement results are automatically collected, transferred to the PC and shown there in real time. The results are assigned to determined sample points. Particle numbers and cleanliness classes according to ISO 4406 or SAE AS 4059 are displayed as tables and graphs. The results can be printed, exported into CSV or MS Excel and saved in a database for further evaluation. Historical results can also be loaded, printed and exported into CSV or MS Excel. An export of measuring results from the software **PAMAS POV** to other software programmes is possible via export function.



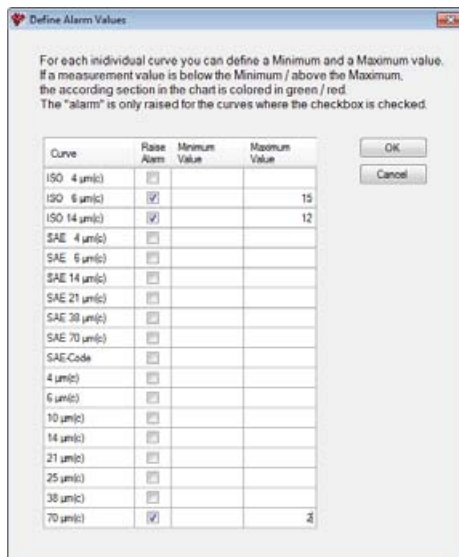
The software PAMAS POV shows particle measuring results in tables and graphs. The results are classified in size channels. On the graph, each size channel is displayed in another colour. The trend monitoring report can also be shown in a graph. (Screenshot: PAMAS)



The display of measuring results can be pre-configured according to user-specific needs. Four parameters can be set up: Cleanliness class code, Time Interval, Scaling of the Y-axis, Average calculation. (Picture: PAMAS)

Software compatibility to common operating systems

The software PAMAS POV is compatible with the 32 bit and 64 bit versions of the Microsoft operating systems Windows® 7, 8 and 10.



To set up the alarm function, a minimum and maximum value is defined for each individual size channel. If a measurement value is below the minimum (above the maximum), the according section in the chart is coloured in green (red). The alarm is raised only for previously determined threshold values. (Picture: PAMAS)



The analysing system PAMAS S50 is an online particle counter for fluid condition monitoring of hydraulic and lubricating oil. The instrument shows the triple code according to ISO 4406. Further parameters can be displayed with the help of the software PAMAS POV. (Picture: PAMAS)



Management System
ISO 9001:2015

www.tuv.com
ID 9105038017